
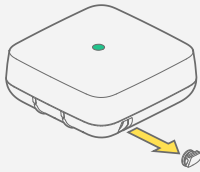




FLOOD CABLE

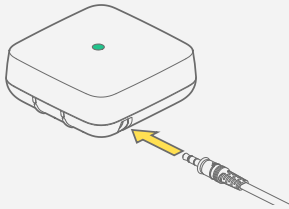
Quick-start Guide





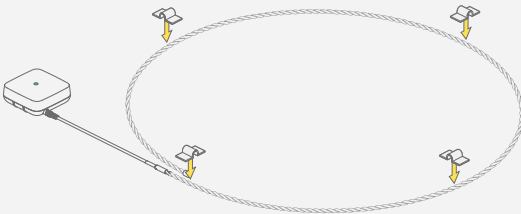
1

Remove the rubber plug from the accessory port on the side of Floodie.



2

Plug the Flood Cable into the accessory port.



3

Place the Flood Cable around the area you would like to protect from flooding. Use the cable holders (included) to secure the cord to the floor for optimal flood-detection.

Visit [alertlabs.com/support](https://www.alertlabs.com/support) for more information.