
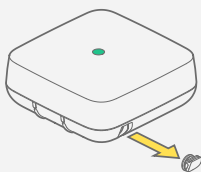




TEMPERATURE CABLE

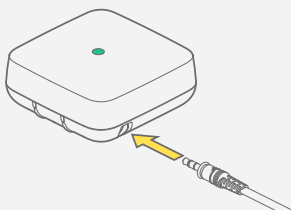
Quick-start Guide





1

Remove the rubber plug from the accessory port on the side of Floodie.



2

Plug the Temperature Cable into the accessory port.



3

Place the probe end of the Temperature Cable in/on the area that you would like to monitor.

Visit [alertlabs.com/support](https://www.alertlabs.com/support) for more information.